



PRO-QUOTE NO.

DUMP BODY/BOX QUOTE SPEC

This form is for a quote only based on the customer's requirements. It is not an official order form.

Beall Sales Representative: _____

VERSION 1.5

CUSTOMER INFORMATION

Customer Name: _____ Date: _____

Business Name: _____

Address: _____

Phone: _____

Cell: _____

Fax: _____

e-mail: _____

GENERAL INFORMATION

What are you going to haul?

CRUSHED ROCK

- #10 Minus/Sand
- 3/4" Minus
- 1 1/2" Minus
- Class 50*
- Class 100/One-man-rock*
- Class 200/Two-man-rock*
- Boulder*

ROUND ROCK

- 3/8" Pea Gravel
- 1 1/2" to 3/4"
- 2" to 6"
- 6" +

OTHER PRODUCTS

** May require a high-lift tailgate*

- Slurry/Liquid
- Top Soil
- Concrete Sand
- Debris (Stumps, Brush, etc.)*

OTHER (List below)

What size material being hauled or cubic yard required? _____

What does it weigh per yard? _____

What is the targeted gross vehicle weight (GVW)? _____





How will the material be loaded? (check all that apply) Loader Conveyer Backhoe Trackhoe Hopper Other _____




BODY/BOX STYLE

New Install Replacement Box

Truck Body/Box - Qty _____

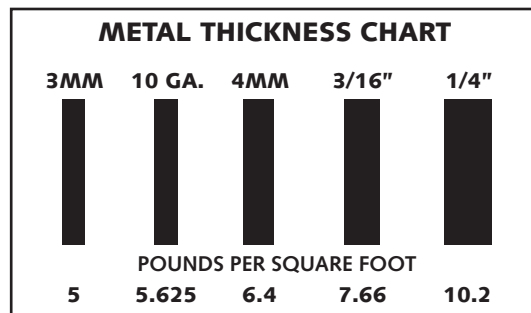
MATERIAL STANDARDS

	SINGLE WALL	FLOORS	WALLS	DASH	TAILGATE
	<input type="checkbox"/> Logger	3/16" AR	4mm AR	4mm AR	3/16" AR
	<input type="checkbox"/> Low Profile	3/16" AR	4mm AR	4mm AR	3/16" AR
	<input type="checkbox"/> Big Shot	1/4" AR	3/16" AR	3/16" AR	3/16" AR
	<input type="checkbox"/> Aluminum Convex	.313" ALM	.188" ALM	.188" ALM	.188" ALM

	DOUBLE WALL	FLOORS	INNER WALL	OUTER WALL	DASH	TAILGATE
	<input type="checkbox"/> Pioneer Double Wall	3/16" AR	3/16" AR	12 GA. 50k	3/16" AR	3/16" AR
	<input type="checkbox"/> Truckweld Steel Classic	3/16" AR	10 GA. 50k	12 GA. 50k	10 GA. 50k	10 GA. 50k
	<input type="checkbox"/> Truckweld Aluminum Classic	.375" ALM	.188" ALM	.154" ALM	.188" ALM	.188" ALM

CUSTOM MODIFICATION

Yes By checking YES you must fill out section below.



BODY/BOX MATERIAL AND DIMENSIONS / MODIFICATIONS

Body/Box Length: 15' 6" 16' 6" 17' 6" 18' 20' Other _____

Body/Box Width: 96" (Standard) 102"

Body/Box Side Height: Standard Box Height Other Side Height Required _____

Body/Box Frame Rail Width: 34" (Truck) Other _____

FLOOR	INNER WALL	OUTER WALL (Tailgate Included)	DASH	TAILGATE
<input type="checkbox"/> 4 mm	<input type="checkbox"/> 10 gauge	<input type="checkbox"/> 10 gauge	<input type="checkbox"/> 10 gauge	<input type="checkbox"/> 3 mm
<input type="checkbox"/> 3/16" AR	<input type="checkbox"/> 3 mm	<input type="checkbox"/> 12 gauge	<input type="checkbox"/> 3 mm	<input type="checkbox"/> 4 mm
<input type="checkbox"/> 1/4" AR	<input type="checkbox"/> 4 mm	<input type="checkbox"/> 14 gauge	<input type="checkbox"/> 4 mm	<input type="checkbox"/> 3/16" AR
<input type="checkbox"/> Other _____	<input type="checkbox"/> 3/16" AR	<input type="checkbox"/> Other _____	<input type="checkbox"/> 3/16" AR	<input type="checkbox"/> Other _____
	<input type="checkbox"/> Other _____		<input type="checkbox"/> Other _____	

BODY/BOX OPTIONS

- "Dog House":** Cylinder Dog House (Standard) Bail-Mount Other _____
- Cab Guard:** Bolt-on (Standard) Weld-on None Other _____
- Body Liners:** None (Standard) Metal Poly Plywood
- Truck Side Steps:** 1 Each Side (Standard) Other _____
- Truck Handles:** 1 Driver Side (Standard) Other _____
- Step in Box:** 1 Driver Side (Standard) Other _____
- Body Prop:** 1 (Standard) 2
- Mud Flaps:** 6 (Truck Standard) Other _____
- Body Hinge:** Greaseless (Standard) Greasable
- Spray Suppressant:** Yes (6" Belt Standard) No
- Side Boards:** None Wood Poly Side Board Pockets Only - Size: _____
- Side Board Size:** 3" x 10" (Wood Only) None
- Burned Wood:** No (Standard) Yes
- Fender Overlay:** None (Standard) Diamond Plate Other _____
- 12" Box Apron:** Yes No (Standard) If Yes, Rubber Side Plate Steel Side Plate
 Other _____
- Walk Rails:** None (Standard) Rebar Grip Strut Other _____
- Shovel and Holder:** Yes (Standard) No
- Scraper and Holder:** Yes No
- Axe Holder:** Yes No
- Vibrator:** Yes No
- Quick Change:** Yes No
- Lifting Hooks:** None 4 Other _____
- Cone Holder:** Yes No If Yes, specify size or sample (preferred): _____
- Chock Block Holder:** Yes No If Yes, specify size or sample (preferred): _____

TARP

Yes No

Will you be using your tarp in a "high-wind" environment? Yes No

Style: Electric Arm (High Mount Low Mount) Pull Style Side to Side
 Crank and Go Other _____

Fabric: 14 oz. Vinyl Mesh Asphalt

Tarp Hooks: 6 Each Side (Standard) None Other _____

BODY/BOX SET UP

Box set back off cab: 6" 8" 10" Other _____

Box set back off rear tire (overhang): 12" 16" 18" 20" Other _____

TAILGATE/OPTIONS

Square 20° Slope Other _____

Tailgate Control Switch: Electric (Standard) Air

Standard Hinge High Lift (Air Hydraulic) Double Link

Waste Locks/Secondary Locks: Yes No

Number of locks: 2 3 4 Other _____

Tailgate Latch Cylinder: Double Acting (Standard) MGM (Single Acting Spring Return)

Tailgate Seal: Yes No

Batch Gates/Asphalt None (Standard) Roll Knife 1 2 3

Other _____

BODY/BOX ELECTRICAL

LED Lighting: Marker/Tail (Standard) Additional Marker Lights - Qty: _____ Other _____

Tail Lights: 2 Oval each side (Standard) Additional Tail Lights - Qty: _____ Other _____

Round Light Buckets: None Marker Light - Qty: _____ Tail Light - Qty: _____
(TWC Only)

Strobe Light: Yes No

TRUCK CHASSIS ELECTRICAL

Tail Lights: 2 (Standard, (1) each side) Other _____

Backup Lights: Frame mounted (Standard) Mounted in rear post Other _____

Work Lights: Yes No

HYDRAULICS & CONTROLS

Hydraulic Tank: Side-mount Steel (Standard) Piggyback Tank Aluminum Side-mount

PTO (Muncie): Air Shift Hot Shift Other _____

Hoist Controls: Cable (Buyer's) Air (Muncie) Other _____

Hydraulic Filter: None (Standard) Yes (Non-Warranted Item)

HYDRAULIC CYLINDERS (BASED ON AN 18" OVERHANG)

Body Length

- 14' 6" - 15' 6"
 16' - 17'
 17' 6" - 18'
 18' +

Hydraulic Cylinder Size

Hyco 53-126
Hyco 63-140
Hyco 64-156
Hyco 64-168

Other _____

HITCH

Pony/Pup Implement None

Hitch Set Back (off back edge of tire): 2" (Standard) 4" 5" 6" 8" Other _____

Hitch Height: 23" (Standard) Other _____

Chip Spreader Bar: Yes No

PAINT

Box Color: Metallic Silver (Standard) Other (Paint Code Required) _____

Chassis/Frame Color: Black (Standard) Other (Paint Code Required) _____

Custom Vinyl Graphics: Yes No

MISCELLANEOUS OPTIONS

Tool Box: Yes No If Yes, specify size: _____

Truck Scales: Yes _____ No

Other: _____

TRUCK INFORMATION

Make: Kenworth Peterbilt Mack Volvo International Freightliner Other _____

Model: _____

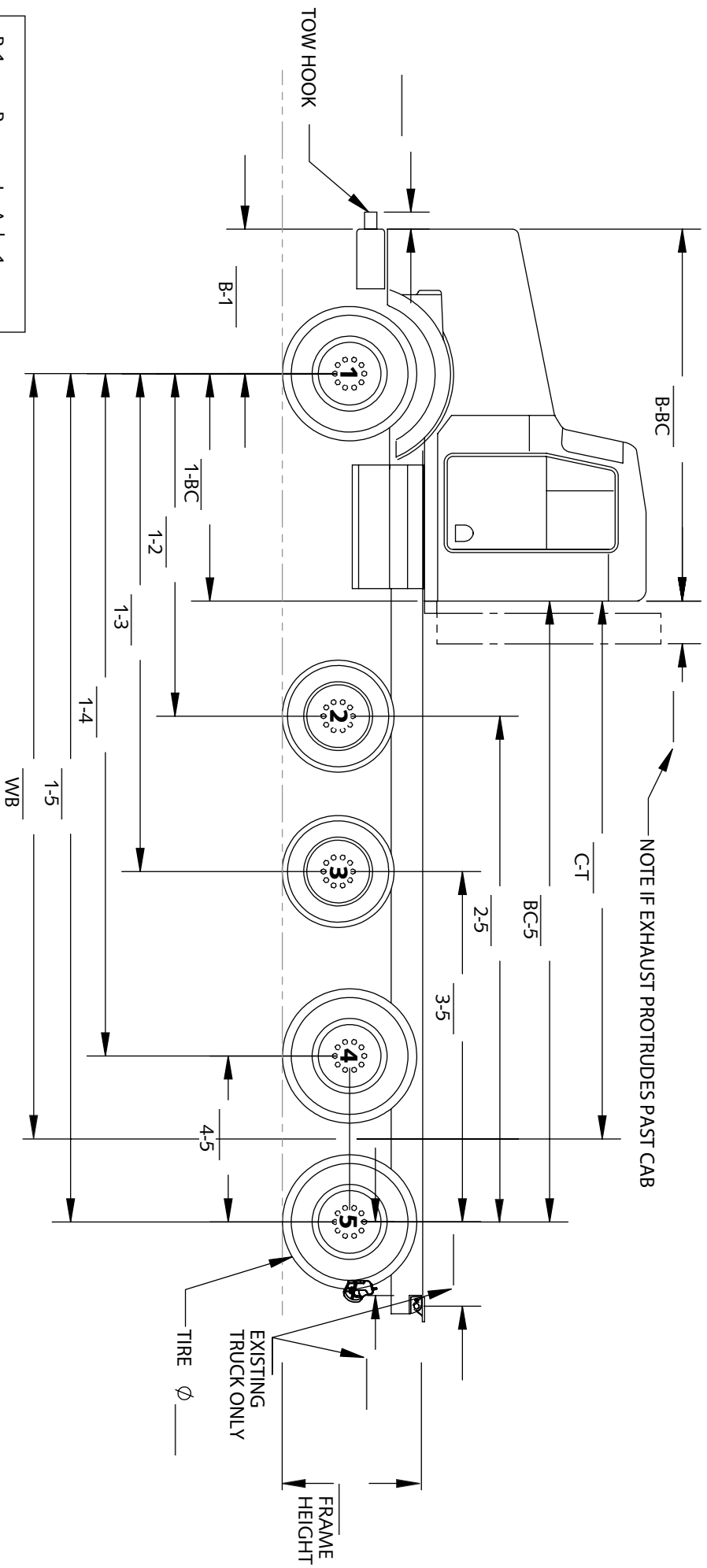
Top of Frame to Top of Cab (Factor in Air Horn or Cab Lighting): _____

Back of Cab to Back of Exhaust: _____ Single Exhaust Dual Exhaust

Color of Truck (Manufacturer Paint Code): _____

States of Operation of Unit: _____

TRUCK INFORMATION



B-1	Bumper to Axle 1
B-BC	Bumper to Back of Cab
1-BC	Axle 1 to Back of Cab
1-2	Axle 1 to Axle 2
1-3	Axle 1 to Axle 3
1-4	Axle 1 to Axle 4
1-5	Axle 1 to Axle 5
WB	Wheel Base
CT	Cab to Trunion
BC-5	Back of Cab to Axle 5
2-5	Axle 2 to Axle 5
3-5	Axle 3 to Axle 5
4-5	Axle 4 to Axle 5

